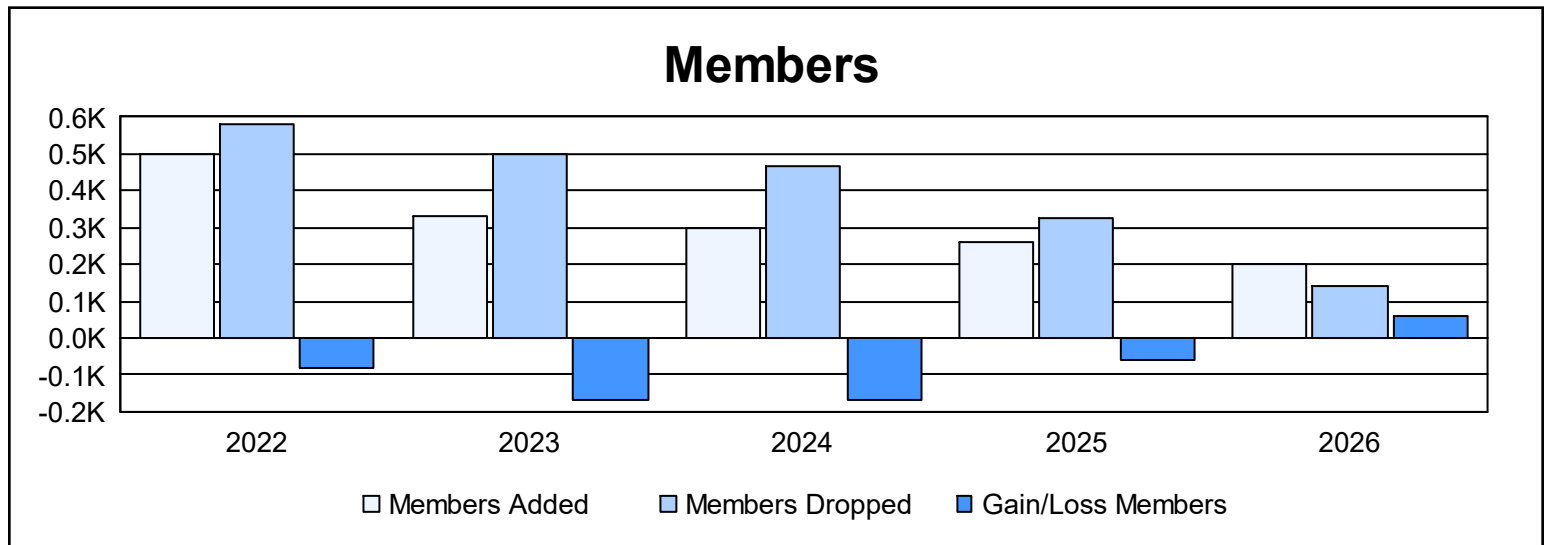
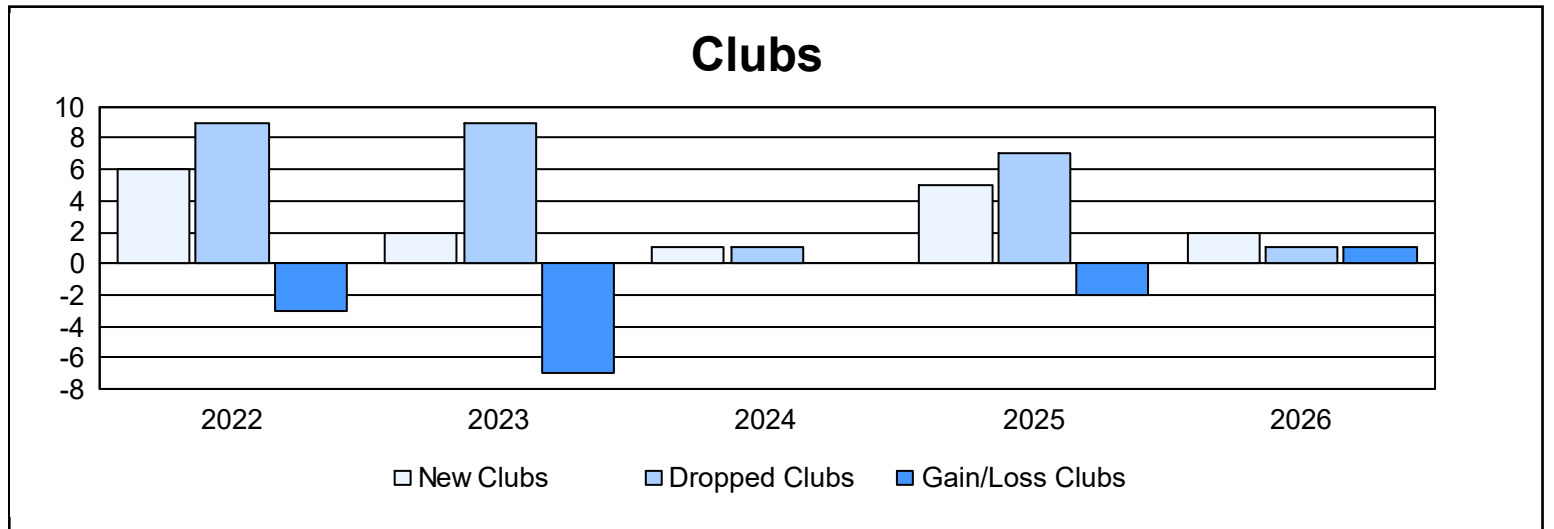
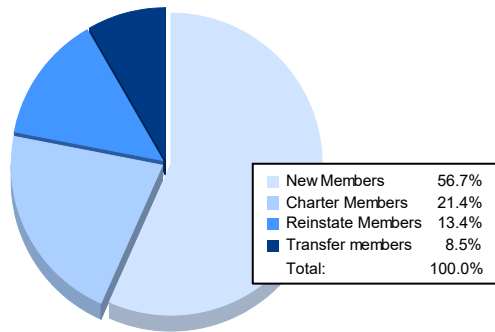


| Year | New Clubs | Dropped Clubs | Gain/ Loss Clubs | New Members | Charter Members | Reinstate Members | Transfer Members | Total Member Added | Total Members Dropped | Gain/ Loss Members |
|----------------|-----------|---------------|------------------|-------------|-----------------|-------------------|------------------|--------------------|-----------------------|--------------------|
| 2021-2022 | 6 | 9 | -3 | 233 | 236 | 20 | 12 | 501 | 582 | -81 |
| 2022-2023 | 2 | 9 | -7 | 196 | 72 | 40 | 24 | 332 | 500 | -168 |
| 2023-2024 | 1 | 1 | 0 | 130 | 63 | 74 | 29 | 296 | 467 | -171 |
| 2024-2025 | 5 | 7 | -2 | 98 | 114 | 24 | 27 | 263 | 323 | -60 |
| 2025-2026 | 2 | 1 | 1 | 114 | 43 | 27 | 17 | 201 | 139 | 62 |
| Average | 3 | 5 | -2 | 154 | 106 | 37 | 22 | 319 | 402 | -84 |



Membership Composition April 2026 Cumulative



Gender Composition April 2026 Cumulative

